Multiple District 315

As of October 2026 Cumulative

Year	New Clubs	Dropped Clubs	Gain/ Loss Clubs	New Members	Charter Members	Reinstate Members	Transfer Members	Total Member Added	Total Members Dropped	Gain/ Loss Members
2022-2023	94	15	79	3,090	2,693	280	276	6,339	3,452	2,887
2023-2024	66	75	-9	3,175	1,783	1,372	267	6,597	7,084	-487
2024-2025	197	88	109	2,851	4,092	893	476	8,312	8,153	159
2025-2026	169	260	-91	5,495	5,244	791	2,072	13,602	13,203	399
2026-2027	8	14	-6	613	234	107	64	1,018	715	303
Average	**107**	**90**	**16**	**3,045**	**2,809**	**689**	**631**	**7,174**	**6,521**	**652**

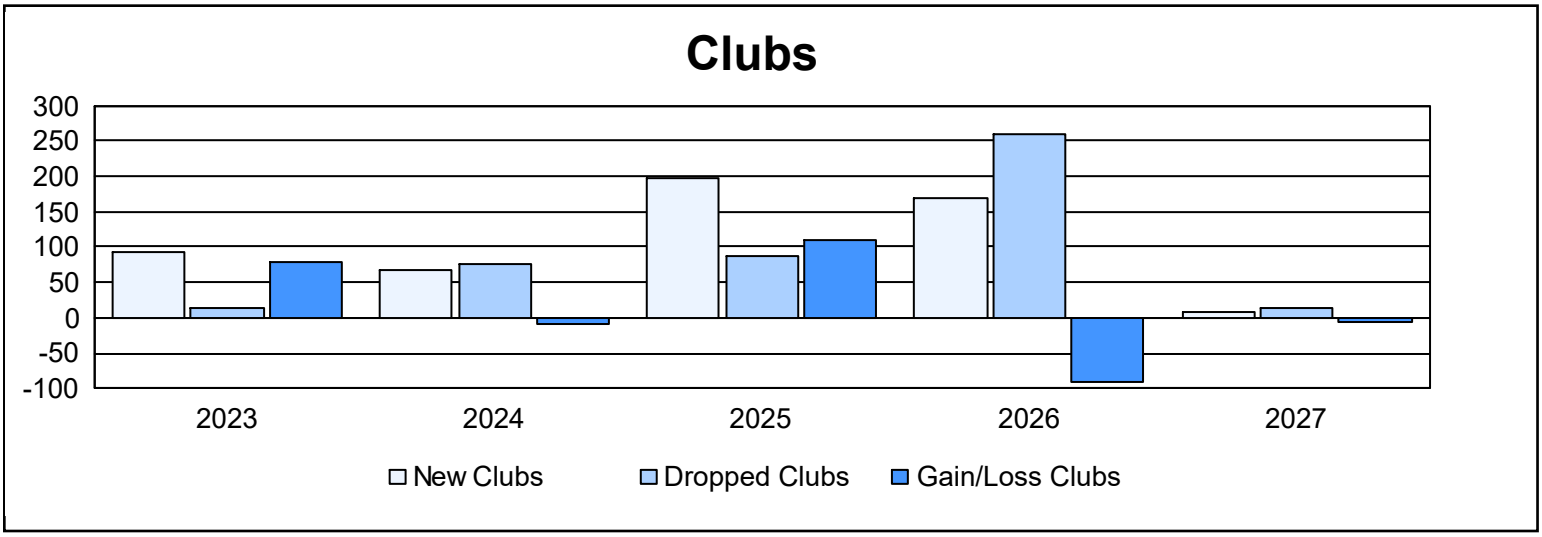

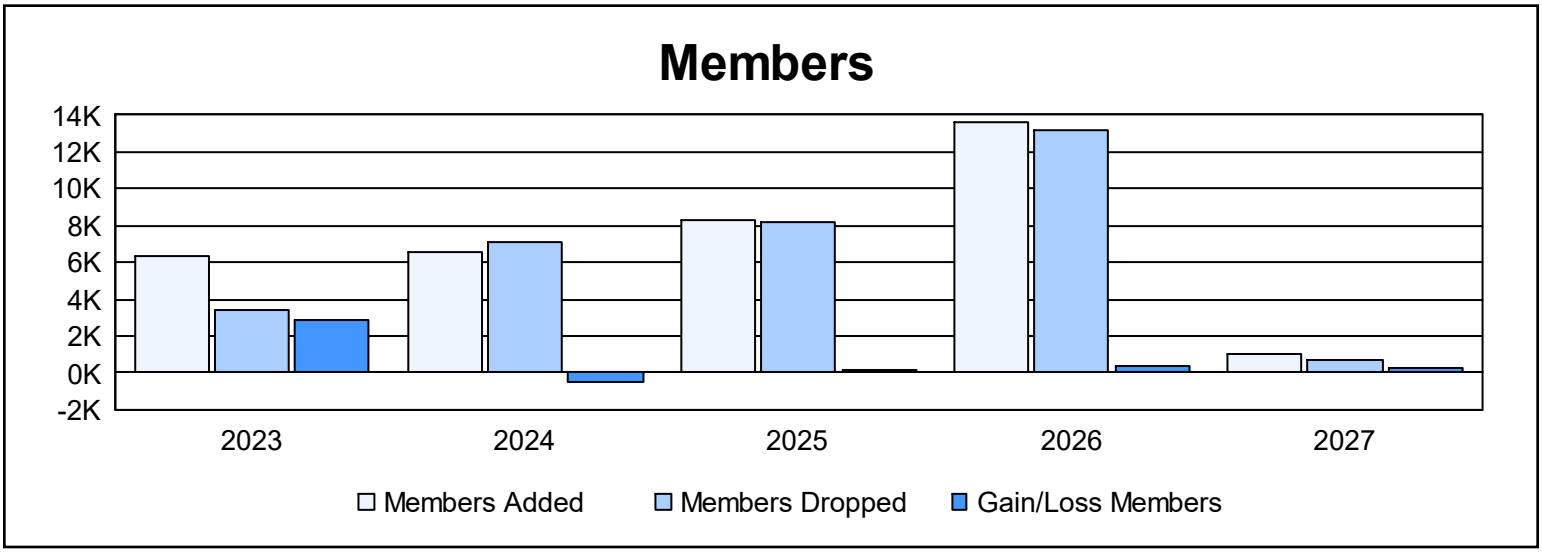

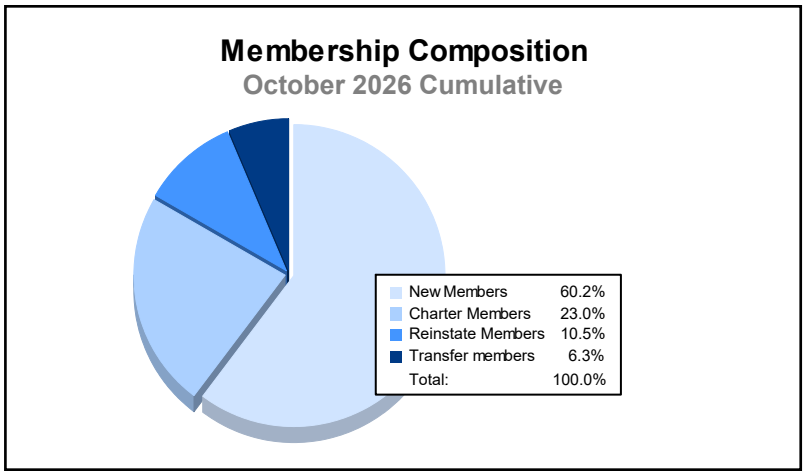
Membership Composition
October 2026 Cumulative
New Members 60.2%
Charter Members 23.0%
Reinstate Members 10.5%
Transfer members 6.3%
Total: 100.0%

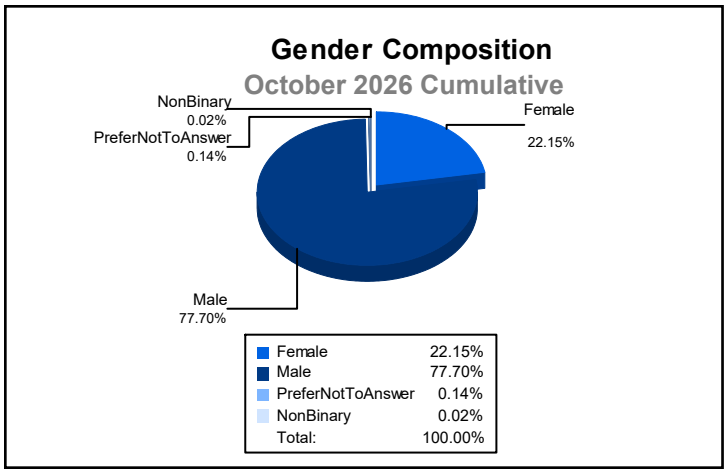
Gender Composition
October 2026 Cumulative
NonBinary
0.02%
PreferNotToAnswer
0.14%
Female
22.15%
Male
77.70%
Female 22.15%
Male 77.70%
PreferNotToAnswer 0.14%
NonBinary 0.02%
Total: 100.00%